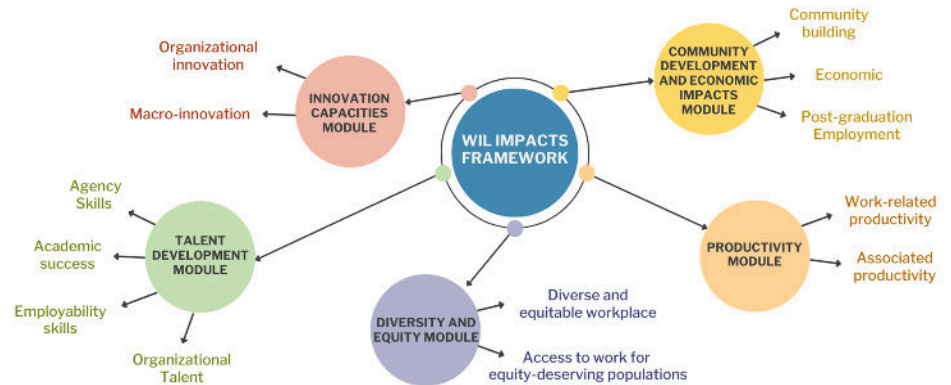


BC WIL Survey 2024

Understanding the socio-economic impacts of WIL students on the local BC economy and the host organizations with which they work.

Executive summary

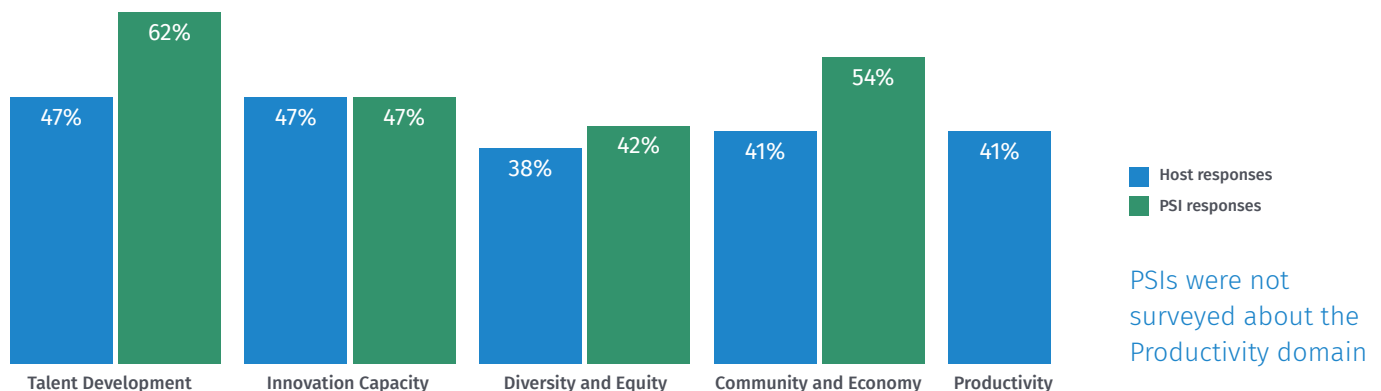
During 2024, the BC WIL Council conducted research using their innovative WIL Impacts Framework, the first of its kind in Canada. The survey, completed by WIL host organizations and post-secondary WIL professionals, focused on outcomes and captured objective metrics connecting the impact of work-integrated learning (WIL) within host organizations and the BC economy across five socio-economic domains.



- The survey results demonstrate that WIL has impact across all five socio-economic domains, with levels of impact varying based on WIL type and employment sector.
- Data gathered during the 2024 survey provides a province-wide baseline that can be used to benchmark progress and determine trends over time.
- The WIL Impacts Framework aligns with the call to action to improve data collection and reporting “... beyond counting WIL experiences, to focus on outcomes” from the CEWIL Canada | Academia Group March 2024 Report - Navigating New Ground: Perspectives From Canada’s WIL Ecosystem.


Impact of WIL on host organizations

Percentage of host and PSI responses indicating WIL student experiences were **very impactful**



Top impacts of WIL for top three host industry types

Professional, Scientific and Technical Services



Talent development: For host respondents in Professional, Scientific and Technical Services, 34% indicated talent development as the top impact of WIL

Healthcare and Social Assistance



Innovation capacity: For host respondents in Healthcare and Social Assistance, 57% indicated innovation capacity as the top impact of WIL

Educational Services



Talent development: For host respondents in Educational Services, 54% indicated talent development as the top impact of WIL

Top impacts for top three WIL types engaged

Co-operative education



Talent development: For co-operative education engagements, 62% of host respondents indicated talent development as the top impact of WIL

Internship



Innovation capacity: For internship engagements, 62% of host respondents indicated innovation capacity as the top impact of WIL

Work experience



Innovation capacity: For work experience engagements, 57% of host respondents indicated innovation capacity as the top impact of WIL

■ Survey findings revealed that host organizations are not able to easily differentiate between the nine types of WIL, leading to a recommendation for future surveys to minimize jargon that is common to WIL practitioners.

Survey Respondents

1189

WIL host organizations responded

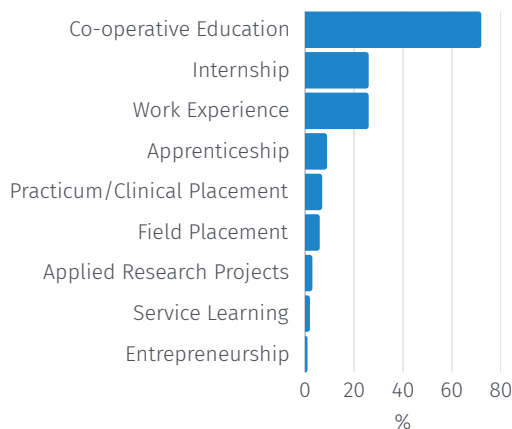
21

public post-secondary institutions participated

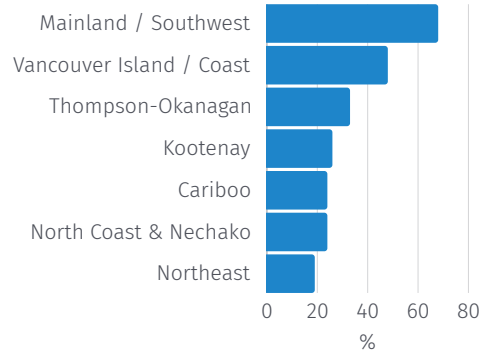
272

WIL professionals responded

Host responses for WIL Type Engaged



Host locations for WIL experiences in BC



Learn more

For key survey results and the full presentation, visit the ACE-WIL Resource Hub. The BC WIL Council is an independent council of the Association for Co-operative Education and Work-Integrated Learning BC/Yukon (ACE-WIL) and is comprised of one member from each public, post-secondary institution in BC. Funding for this project was provided by the BC Ministry of Advanced Education and Skills Training's StrongerBC: Future Ready Action Plan.